


PATIENT MOVEMENT CLASSIFICATION SYSTEM

This chart can be used to categorize patients by movement needs and is a part of the Safe Patient Handling Plan. Use this classification system to communicate the patient's current movement capacity. Each classification details the specific equipment and the number of caregivers is a summary of the Patient Movement Classification System, part of the Safe Patient Handling Plan. For a summary of this color-coded Patient Movement Classification System refer to the Quick Reference Guide.

(1) SUPERVISED/INDEPENDENT



SUPERVISED PATIENT MOVEMENT	CEILING LIFT	TOTAL LIFT	SLIP SHEET	Ambulation Assist Device	Transfer/ Handling Belt	Verbal/ Standby Assist
1) Bed-to-Chair Chair-to-Bed					😊	😊
2) Chair-to-Chair Chair-to-Toilet Car-to-Chair					😊	😊
3) Bathing, Weighing					😊	😊
4) Lateral: Bed-to-Stretcher/ Stretcher-to-Bed					😊	😊
5) Chair-to-Stretcher/ Stretcher-to-Chair					😊	😊
6) Repositioning in Bed: a. Side-to-Side b. Up in Bed			😊		😊	😊
7) Repositioning in Chair a. Chair Reclined b. Wheel/Straight Chair					😊	😊
8) Ambulation			😊		😊	😊
9) Lift From Floor	😊😊	😊😊+				

😊 = One Caregiver


😊+ = One to Two Caregivers

😊😊 = Two Caregivers

😊😊+ = Two to Three Caregivers

PATIENT MOVEMENT CLASSIFICATION SYSTEM

(2) MINIMAL ASSIST



MINIMAL ASSIST PATIENT MOVEMENT	CEILING LIFT	TOTAL LIFT	SIT TO STAND	Ambulation Assist Device	AIR CUSHION (AIR MAT) LATERAL	SLIDER BOARD w/Pull Straps	SLIP SHEET	TRANSFER/HANDLING BELT	MANUAL/VERBAL ASSIST
1) Bed-to-Chair/ Chair-to-Bed	😊 +	😊 +	😊	😊			😊	😊	😊
2) Chair-to-Chair/ Chair-to-Toilet/ Car-to-Chair	😊 +	😊 +	😊	😊		😊		😊	😊
3) Bathing, Weighing	😊 +	😊 +		😊				😊	😊
4) Lateral: Bed-to-Stretcher/ Stretcher-to-Bed	😊 +	😊 +		😊	😊😊	😊😊 +	😊😊		😊
5) Chair-to-Stretcher Stretcher-to-Chair	😊 +	😊 +	😊	😊				😊	😊
6) Repositioning in Bed: a. Side-to-Side b. Up in Bed	😊 +	😊 +					😊 +		😊
7) Repositioning in Chair a. Chair Reclined b. Wheel/ Straight Chair	😊 +	😊 +	😊						😊
8) Ambulation	😊 +		😊	😊				😊	😊
9) Lift From Floor a. Patient Injured* b. Patient Not Injured	😊 +	😊😊 +					😊😊		

😊 = One Caregiver


😊 + = One to Two Caregivers

😊😊 = Two Caregivers

😊😊 + = Two to Three Caregivers

PATIENT MOVEMENT CLASSIFICATION SYSTEM

(3) TOTAL DEPENDENT



TOTAL DEPENDENT PATIENT MOVEMENT	CEILING LIFT*	TOTAL LIFT	AIR CUSHION (AIR MAT) LATERAL	SLIDER BOARD with PULL STRAPS	SLIP SHEETS
1) Bed-to-Chair Chair-to-Bed	😊 +	😊😊			
2) Chair-to-Chair Chair-to-Toilet	😊	😊😊			
3) Bathing, Weighing	😊	😊😊			
4) Lateral: Bed-to-Stretcher/ Stretcher-to-Bed	😊		😊😊	😊😊 +	😊😊 +
5) Chair-to-Stretcher/ Stretcher-to-Chair	😊 +	😊😊			
6) Repositioning in Bed: a. Side-to-Side b. Up in Bed	😊 +	😊😊	😊😊	😊😊 +	😊😊
7) Repositioning in Chair a. Chair Reclined b. Wheel/Straight Chair		😊😊			😊😊
8) To Standing Position for Ambulation					
9) Lift From Floor a. Patient Injured * b. Patient Not Injured	😊😊	😊😊	😊😊 +		

😊 = One Caregiver

😊 + = One to Two Caregivers

😊😊 = Two Caregivers

😊😊 + = Two to Three Caregiver

* Presumes sling kept under patient.